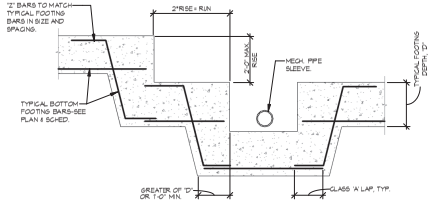

NOTES:
1. TYP. STEP FOOTING AS INDICATED IN PLAN AND AS REQ'D TO PASS UNDER MECH. PIPES. COORD. LOCATION W/ CIVIL & MECH. DRAWINGS.
2. TRANSVERSE BARS NOT SHOWN FOR CLARITY.
3. TOP BARS ARE NOT SHOWN, WHERE TOP BARS OCCUR, PROVIDE 'Z' TOP BARS AT STEP IN ADDITION TO THAT SHOWN.

DETAIL 1/S401 3/4" = 1'-0"

TYPICAL STEP FOOTING DETAIL

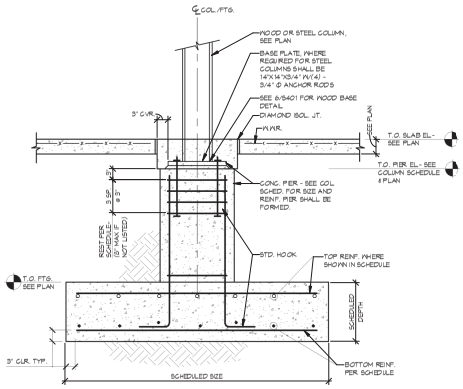

DETAIL 2/S401 3/4" = 1'-0"

TYPICAL INTERIOR COLUMN FOOTING WITH BELOW-GRADE CONCRETE PIER

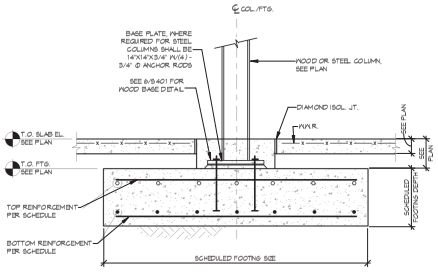

DETAIL 3/S401 3/4" = 1'-0"

TYPICAL INTERIOR COLUMN FOOTING WITHOUT PIER

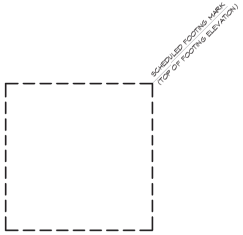

DETAIL 4/S401 3/4" = 1'-0"

TYPICAL SPREAD FOOTING DESIGNATION

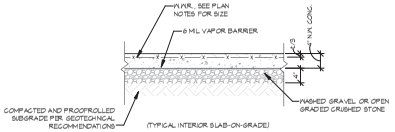

DETAIL 5/S401 3/4" = 1'-0"

SLAB-ON-GRADE

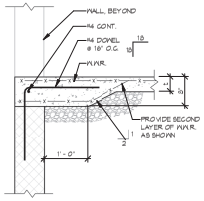

THICKENED SLAB AT EXTERIOR DOOR

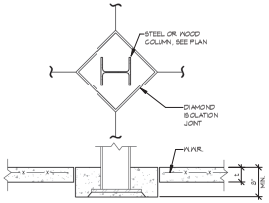

ISOLATION JOINT AT COLUMN

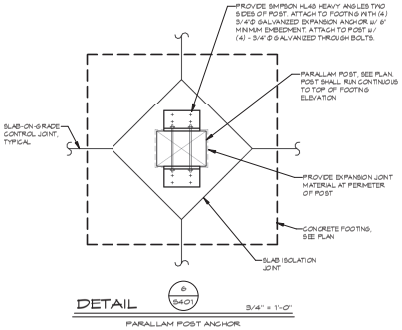

DETAIL 6/S401 3/4" = 1'-0"

PARALLAM POST ANCHOR

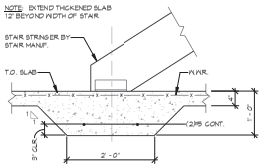

THICKENED SLAB UNDER STAIRS

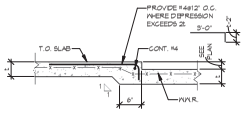

SLAB DEPRESSION

DETAIL 7/S401 3/4" = 1'-0"

TYPICAL SLAB-ON-GRADE DETAILS

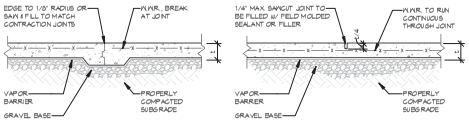

CONSTRUCTION JOINT CONTRACTION JOINT

NOTE:
CONTRACTOR IS RESPONSIBLE FOR IN-PLACE QUALITY OF SLAB-ON-GRADE. CONSTRUCTION JOINTS SHALL BE PLACED IN THE SLAB WHERE THE CONTRACTOR'S CONCRETING OPERATIONS ARE TO CONCLUDE OR BE INTERRUPTED. CONSTRUCTION JOINT LOCATION SHOULD CONFORM TO PREDETERMINED CONTRACTION JOINT LAYOUT, SUBMITTED BY THE CONTRACTOR. CONTRACTION JOINTS SHALL BE LOCATED ON COLUMN CENTERLINES WITH INTERMEDIATE JOINTS LOCATED BETWEEN COLUMN LINES AS REQUIRED TO PROVIDE A MAXIMUM DISTANCE BETWEEN JOINTS OF 15', WITH A MAXIMUM RECOMMENDED PANEL LENGTH RATIO OF 1.5:1. ISOLATION JOINT SHOULD BE LOCATED AT JUNCTIONS WITH WALLS, COLUMNS, ETC., UNLESS NOTED OTHERWISE.

DETAIL 8/S401 3/4" = 1'-0"

TYPICAL SLAB-ON-GRADE JOINT DETAILS

NORTHVIEW MIDRISE

PITTSBURGH, PA

HOPE FURRER ASSOCIATES
501 Fairmount Ave., Ste 205
Towson, MD 21286
t. 410.583.4874
700 East Beaver Ave., Ste 3
State College, PA 16801
t. 814.234.8191

REVISIONS

NO.	DESCRIPTION	DATE

Rothschild Doyno COLLABORATIVE
ARCHITECTURE AND URBAN DESIGN
PENN AT 29TH
2847 PENN AVENUE
PITTSBURGH PA 15222
t. 412.224.6500 f. 412.224.6501
WWW.RDCOLLAB.COM

This drawing, including its electronic form, is an instrument of Service for use solely with respect to this Project. The Architect is the author and sole owner of said instrument of Service and retains all common law, statutory and other reserved rights, including copyrights.
© ROTHSCHILD DOYNO COLLABORATIVE

CONSTRUCTION DOCUMENTS

November 29, 2017

TITLE
TYPICAL FOUNDATION DETAILS

DRAWING
S401

PRINTED 11/29/2017 1:14:53 PM

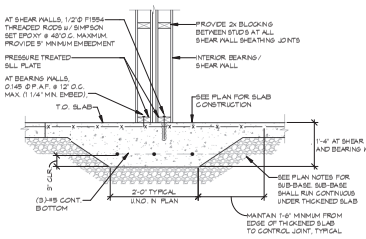

NOTE: TESTING AND INSPECTION AGENCY SHALL VERIFY SOIL BEARING PERIODICALLY ALONG LENGTH OF THICKENED SLAB AND AT EACH END.

DETAIL 1/S404 3/4" = 1'-0"

THICKENED SLAB AT BEARING / SHEAR WALLS

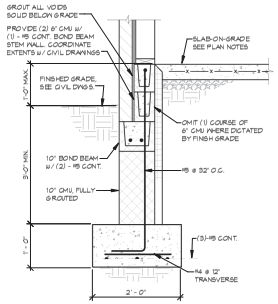

DETAIL 2/S404 3/4" = 1'-0"

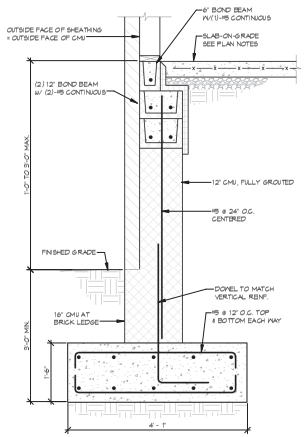

DETAIL 3/S404 3/4" = 1'-0"

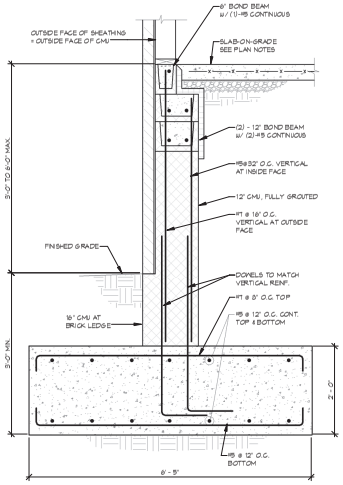

DETAIL 4/S404 3/4" = 1'-0"

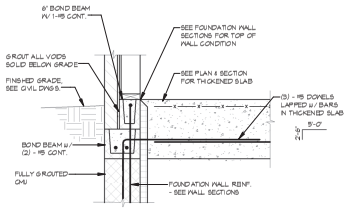

DETAIL AT 10" CMU WALL

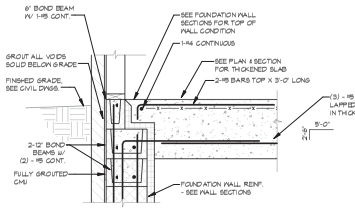

DETAIL AT 12"/16" CMU WALL

DETAIL 5/S404 3/4" = 1'-0"

EXTERIOR END OF BEARING WALL

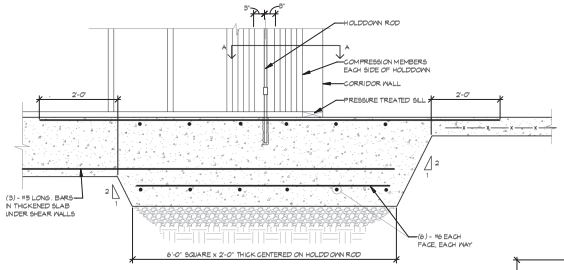

NOTE: TESTING AND INSPECTION AGENCY SHALL VERIFY SOIL BEARING ALONG LENGTH OF THICKENED SLAB.

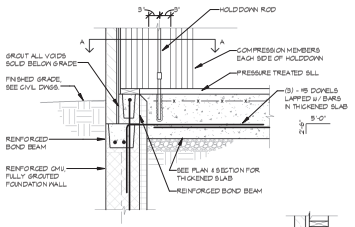

DETAIL AT 10" CMU WALL

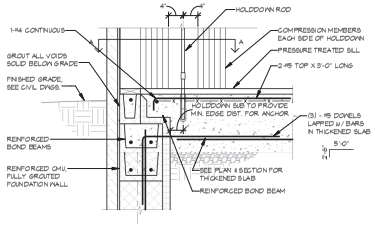

DETAIL AT 12"/16" CMU WALL

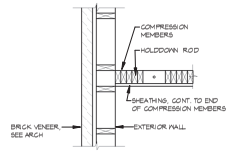

SECTION A-A

DETAIL 6/S404 3/4" = 1'-0"

HOLDDOWN AT EXTERIOR END OF SHEAR WALL 1ST FLOOR

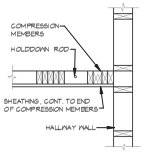

SECTION A-A

SECTION 7/S404 3/4" = 1'-0"

HOLDDOWN AT INTERIOR END OF SHEAR WALL 1ST FLOOR

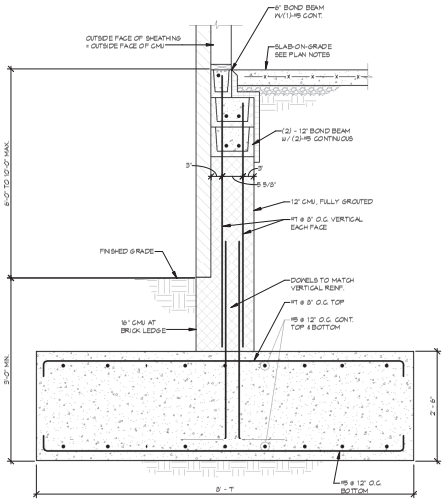

SECTION 8/S404 3/4" = 1'-0"

PRINTED 11/29/2017 1:15:26 PM

NORTHVIEW MIDRISE

PITTSBURGH, PA

HOPE FURRER ASSOCIATES
501 Fairmount Ave., Ste 205 Towson, MD 21286 t. 410.583.4874
700 East Beaver Ave., Ste 3 State College, PA 16801 t. 814.234.8191

REVISIONS		
NO.	DESCRIPTION	DATE

Rothschild Doyno COLLABORATIVE
ARCHITECTURE AND URBAN DESIGN
PENN AT 29TH
2847 PENN AVENUE
PITTSBURGH PA 15222
t. 412.224.6500 f. 412.224.6501
WWW.RDCOLLAB.COM

This drawing, including its electronic form, is an Instrument of Service for use solely with respect to this Project. The Architect is the author and sole owner of said Instrument of Service and retains all common law, statutory and other reserved rights, including copyrights.
© ROTHSCHILD DOYNO COLLABORATIVE

CONSTRUCTION DOCUMENTS

November 29, 2017

TITLE
FOUNDATION DETAILS

DRAWING
S404

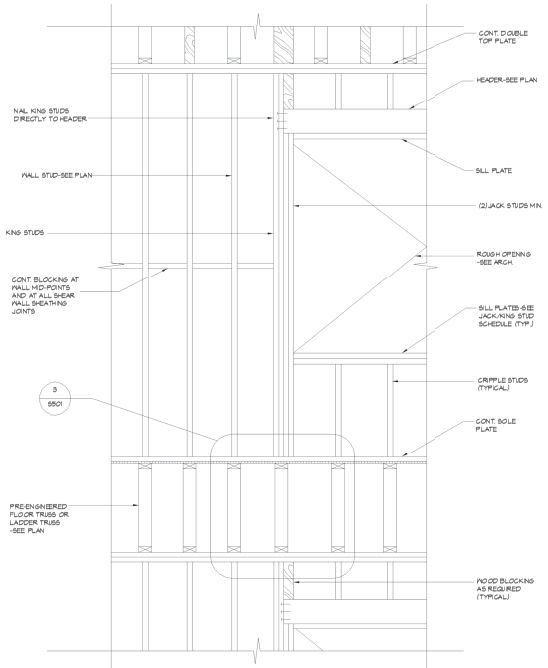

DETAIL 1/S501 3/4" = 1'-0"

TYPICAL EXTERIOR WALL PANEL ELEVATION

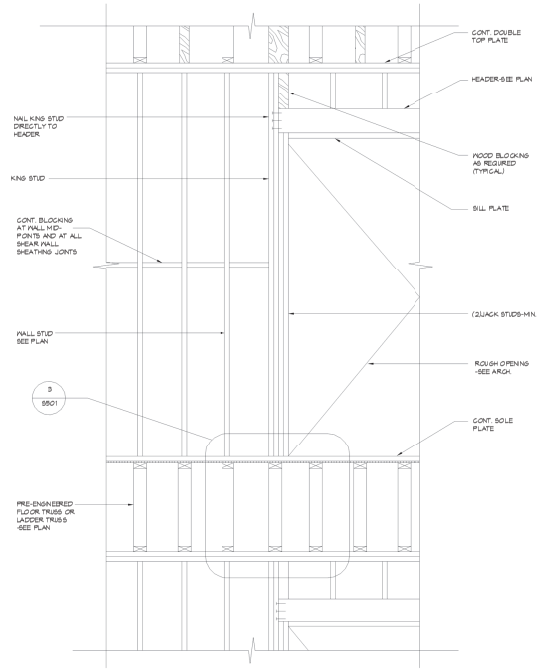

DETAIL 2/S501 3/4" = 1'-0"

TYPICAL INTERIOR BEARING / SHEAR WALL PANEL ELEVATION

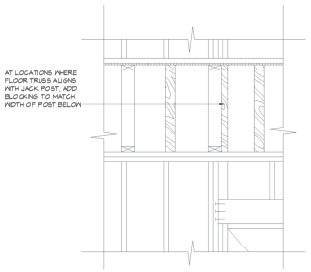

DETAIL 3/S501 3/4" = 1'-0"

NOTES:
1. WOOD BLOCKING SHALL ALIGN WITH WALL STUDS. MAXIMUM ALIGNMENT DEVIATION SHALL NOT EXCEED 1-1/2".
2. CONTRACTOR TO COORD. LAYOUT OF BOTH TRUSSES AND WALLSTUDS SUCH THAT THESE ELEMENTS ALIGN.
3. IT IS THE CONTRACTORS OPTION TO PROVIDE PREFABRICATED TRUSS BLOCKS OR PREFABRICATED BLOCKING PANELS IN LIEU OF BLOCKING AS SHOWN.
4. PROVIDE VERTICAL BLOCKING IN LADDER TRUSSES TO ALIGN WITH STUDS ABOVE WHERE WALL STUD SPACING CHANGES. STUD SPACING AS SHOWN ABOVE IS FOR ILLUSTRATIVE PURPOSES ONLY.
5. SEE PLAN ARCH DRAWINGS AND WALL SCHEDULE FOR SPACING REQUIREMENTS AT EACH LOCATION.
6. HORIZONTAL BLOCKING NOT SHOWN FOR CLARITY.

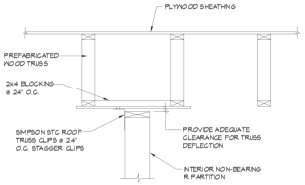

WALL PARALLEL TO TRUSS

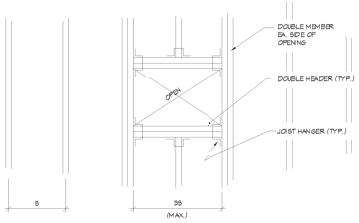

SEE PLAN FOR FRAMING AT MECH UNITS

DETAIL 4/S501 3/4" = 1'-0"

TYPICAL ROOF OPENING PLAN

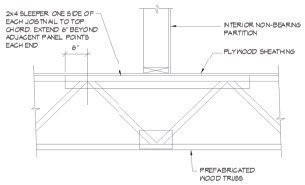

WALL PERPENDICULAR TO TRUSS

DETAIL 5/S501 3/4" = 1'-0"

TYPICAL INTERIOR PARTITION AT FLOOR TRUSS DETAIL

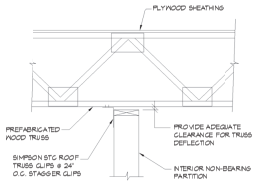

WALL PERPENDICULAR TO TRUSS

DETAIL 6/S501 3/4" = 1'-0"

TYPICAL INTERIOR PARTITION AT WOOD TRUSS DETAIL

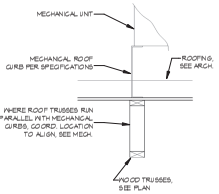

DETAIL 7/S501 3/4" = 1'-0"

MECHANICAL UNIT SUPPORT

PRINTED 11/29/2017 1:15:34 PM

NORTHVIEW MIDRISE

PITTSBURGH, PA

HOPE FURRER ASSOCIATES

501 Fairmount Ave., Ste 205
Towson, MD 21286
t. 410.583.4874

700 East Beaver Ave., Ste 3
State College, PA 16801
t. 814.234.8191

REVISIONS		
NO.	DESCRIPTION	DATE

Rothschild Doyno COLLABORATIVE
ARCHITECTURE AND URBAN DESIGN
PENN AT 29TH
2847 PENN AVENUE
PITTSBURGH PA 15222
t 412.224.6500 f 412.224.6501
WWW.RDCOLLAB.COM

This drawing, including its electronic form, is an Instrument of Service for use solely with respect to this Project. The Architect is the author and sole owner of said Instrument of Service and retains all common law, statutory and other reserved rights, including copyrights.

© ROTHSCHILD DOYNO COLLABORATIVE

CONSTRUCTION DOCUMENTS

November 29, 2017

TITLE
TYPICAL SUPERSTRUCTURE DETAILS

DRAWING
S501

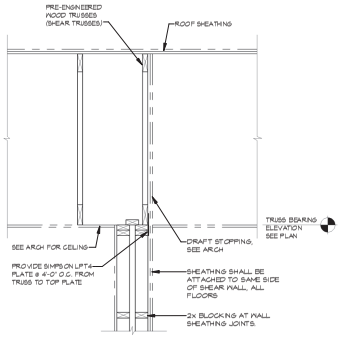

DETAIL 1 S504 3/4" = 1'-0"

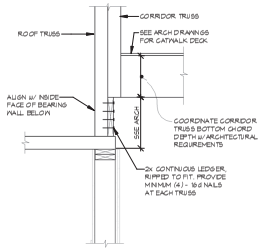

SECTION 2 S504 3/4" = 1'-0"

Section 35

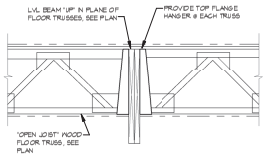

DETAIL 3 S504 3/4" = 1'-0"

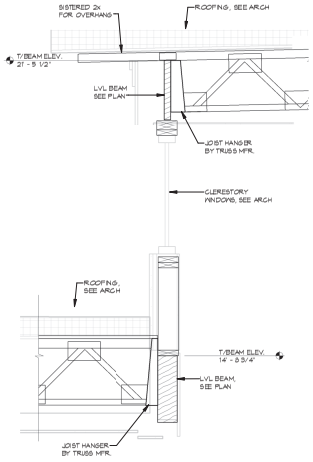

SECTION 4 S504 3/4" = 1'-0"

Section 47

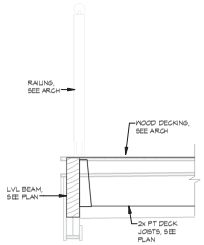

SECTION 5 S504 3/4" = 1'-0"

Section 36

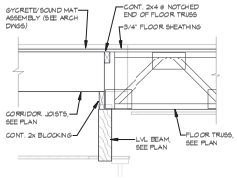

SECTION 6 S504 3/4" = 1'-0"

Section 13

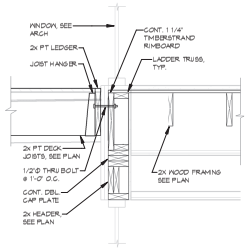

SECTION 7 S504 3/4" = 1'-0"

Section 53

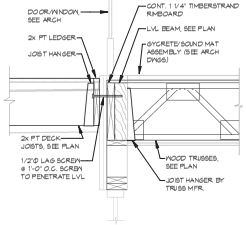

SECTION 8 S504 3/4" = 1'-0"

Section 52

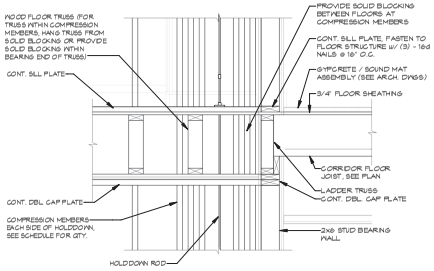

SECTION 9 S504 3/4" = 1'-0"

HOLDDOWN AT INTERIOR END OF SHEAR WALL ELEVATED FLOORS

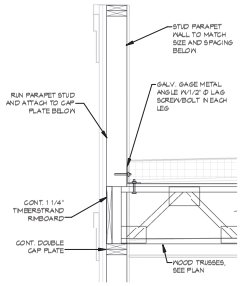

SECTION 10 S504 3/4" = 1'-0"

PARAPET DETAIL - FLOOR TRUSSES PERPENDICULAR TO WALL

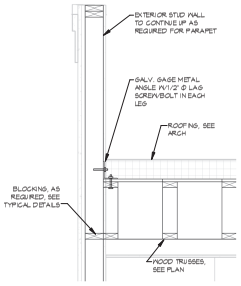

SECTION 11 S504 3/4" = 1'-0"

PARAPET DETAIL - FLOOR TRUSSES PARALLEL TO WALL

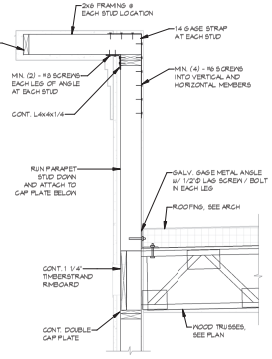

SECTION 12 S504 3/4" = 1'-0"

Section 68

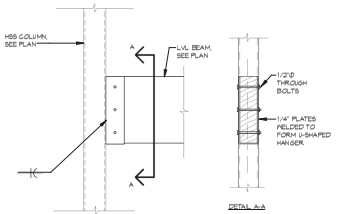

SECTION 13 S504 3/4" = 1'-0"

TYPICAL LVL TO HSS POST DETAIL

PRINTED 11/29/2017 1:17:02 PM

NORTHVIEW MIDRISE

PITTSBURGH, PA

HOPE FURRER ASSOCIATES

501 Fairmount Ave., Ste 205
Towson, MD 21286
t. 410.583.4874

700 East Beaver Ave., Ste 3
State College, PA 16801
t. 814.234.8191

REVISIONS		
NO.	DESCRIPTION	DATE

Rothschild Doyno COLLABORATIVE
ARCHITECTURE AND URBAN DESIGN
PENN AT 28TH
2847 PENN AVENUE
PITTSBURGH PA 15222
t. 412.224.6500 f. 412.224.6501
WWW.RDCOLLAB.COM

This drawing, including its electronic form, is an instrument of Service for use solely with respect to this Project. The Architect is the author and sole owner of said instrument of Service and retains all common law, statutory and other reserved rights, including copyrights.

© ROTHSCHILD DOYNO COLLABORATIVE

CONSTRUCTION DOCUMENTS

November 29, 2017

TITLE
SUPERSTRUCTURE DETAILS

DRAWING
S504